

THIS DRAWING IS UNPUBLISHED. RELEASED FOR PUBLICATION
 © COPYRIGHT BY TYCO ELECTRONICS CORPORATION. ALL RIGHTS RESERVED.

LOC	DIST	REVISIONS					
FT	0	P	LTR	DESCRIPTION	DATE	DWN	APVD
			B	REVISED PER 0G3B-0787-04	9/16/04	SS	SRY

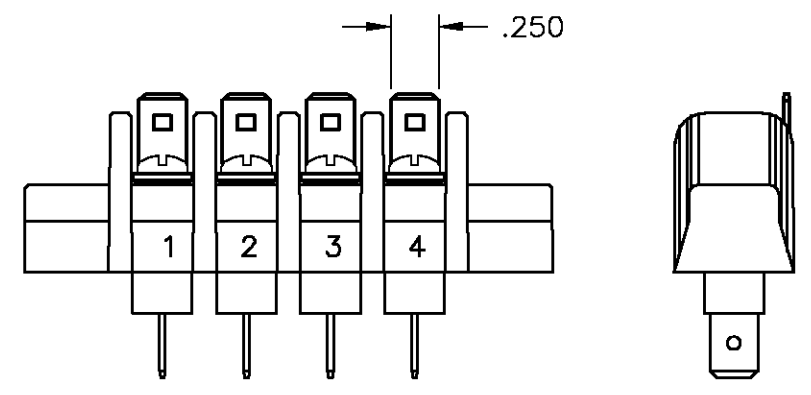
NOTES:

MATERIAL:
 HOUSING: THERMOPLASTIC, UL94V-2, BLACK.
 TERMINALS: BRASS, BRIGHT TIN PLATE.
 SCREWS: 6-32, STEEL, PLATED .0002 MIN ZINC W/
 CLEAR CHROMATE COATING. UNLESS OTHERWISE
 SPECIFIED.

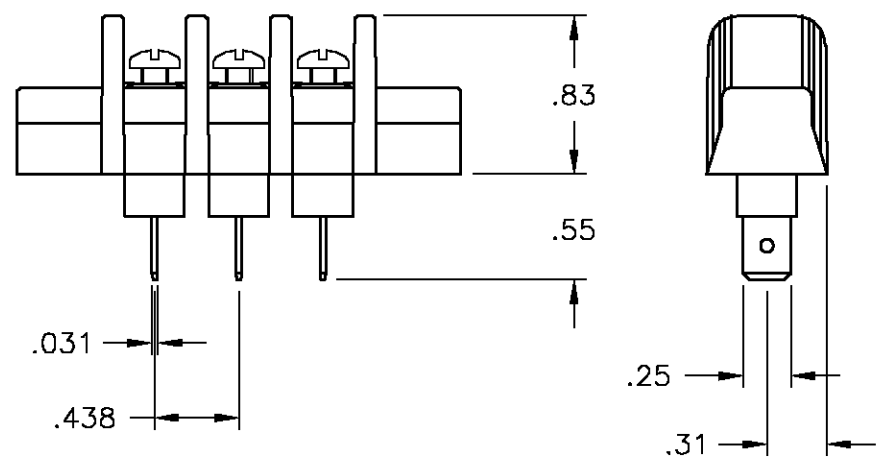
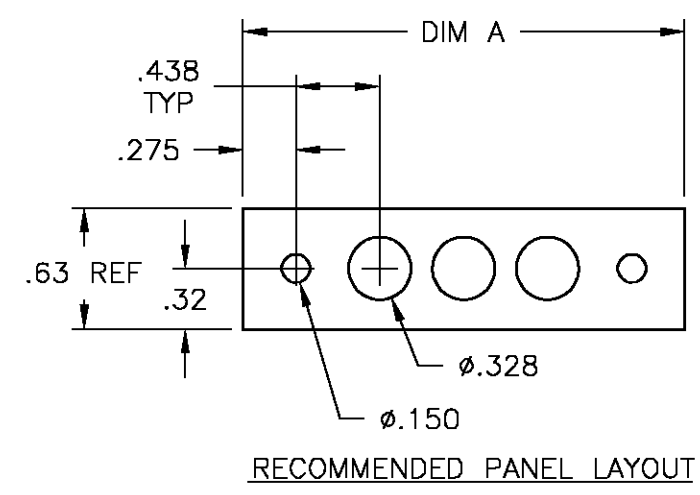
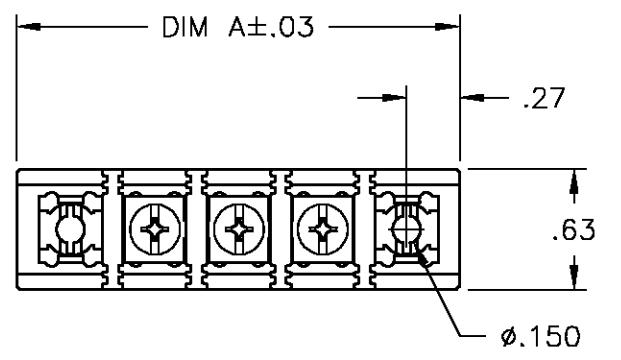
ELECTRICAL:
 MAXIMUM CURRENT: 20A.
 OPERATING VOLTAGE: 600V.
 WIRE RANGE: 12-22 AWG.

ENVIRONMENTAL:
 OPERATING TEMP.: -60°C TO +105°C

- ① SCREWS ARE STAINLESS STEEL.
- ② PRELIMINARY PART NUMBER.



2-1546977-6



9.750	20	SSB7TF200501	9-1437416-1
9.750	20	SSB7TG200501	2-1546977-0
① 9.312	19	SSB7TG190503	3-1546561-6
9.312	19	SSB7TG190501	1437417-3
① 8.875	18	SSB7TG180503	3-1546561-5
8.875	18	SSB7TG180501	1-1546977-8
8.437	17	SSB7TG170501	1-1546977-7
8.000	16	SSB7TG160501	1-1546977-6
7.562	15	SSB7TG150501	1-1546977-5
7.125	14	SSB7TF140501	9-1437416-0
7.125	14	SSB7TG140501	1-1546977-4
6.687	13	SSB7TG130501	1-1546977-3
6.250	12	SSB7TG120501	1-1546977-2
5.812	11	SSB7TG110501	1-1546977-1
5.375	10	SSB7TG100501	1437417-1
4.937	9	SSB7TG090501	1546977-9
4.500	8	SSB7TG080501	1546977-8
4.062	7	SSB7TG070501	1546977-7
3.625	6	SSB7TF060501	8-1437416-6
3.625	6	SSB7TG060501	1546977-6
3.187	5	SSB7TF050501	1-1546561-4
3.187	5	SSB7TG050501	1546977-5
② 2.750	4	SSB7TF040501	2-1546977-7
② 2.750	4	SSB7TF042511	2-1546977-6
2.750	4	SSB7TG040501	1546977-4
② 2.312	3	SSB7TG030501	1546977-3
① 1.875	2	SSB7TG020503	9-1437416-3
1.875	2	SSB7TG020501	1546561-8
1.437	1	SSB7TG010501	5-1437417-6
DIM A	NO. OF POS.	CATALOG NUMBER	PART NUMBER

THIS DRAWING IS A CONTROLLED DOCUMENT.		DWN S SCHL GEL 6/3/04	BUCHANAN Tyco Electronics Corporation Harrisburg, Pa 17105-3608	
DIMENSIONS: INCHES		CHK S YODER 6/3/04		
TOLERANCES UNLESS OTHERWISE SPECIFIED:		APVD S YODER 6/3/04	NAME SSB7TGXX0501	
0 PLC ± -		PRODUCT SPEC -	SIZE CAGE CODE DRAWING NO RESTRICTED TO	
1 PLC ± -		APPLICATION SPEC -	A3 00779 C-8-1437416-6 -	
2 PLC ± .02		WEIGHT -	SCALE NTS SHEET 1 OF 2 REV B	
3 PLC ± .010		CUSTOMER DRAWING		
4 PLC ± -				
ANGLES ± 1'				
MATERIAL -				
FINISH -				

4

3

2

1

THIS DRAWING IS UNPUBLISHED.

RELEASED FOR PUBLICATION

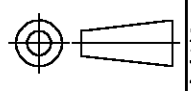
© COPYRIGHT - BY TYCO ELECTRONICS CORPORATION. ALL RIGHTS RESERVED.

LOC
FTDIST
0

REVISIONS

P	LTR	DESCRIPTION	DATE	DWN	APVD
	-	SEE SHEET 1	-	-	-

11.937	25	SSB7TG250501	2-1546977-5
11.500	24	SSB7TG240501	2-1546977-4
11.062	23	SSB7TG230501	2-1546977-3
10.625	22	SSB7TG220501	2-1546977-2
10.187	21	SSB7TG210501	2-1546977-1
DIM A	NO. OF POS.	CATALOG NUMBER	PART NUMBER

THIS DRAWING IS A CONTROLLED DOCUMENT.		DWN S SCHL GEL	6/3/04	BUCHANAN Tyco Electronics Corporation Harrisburg, Pa 17105-3608	
DIMENSIONS: INCHES		CHK S YODER	6/3/04		
TOLERANCES UNLESS OTHERWISE SPECIFIED:		APVD S YODER	6/3/04	NAME SSB7TGXX0501	
		PRODUCT SPEC -		-	
0 PLC ± - 1 PLC ± - 2 PLC ± .02 3 PLC ± .010 4 PLC ± - ANGLES ± 1°		APPLICATION SPEC -		-	
MATERIAL -	FINISH -	WEIGHT -	SIZE A3	CAGE CODE 00779	DRAWING NO C-8-1437416-6
CUSTOMER DRAWING			RESTRICTED TO -	SCALE NTS	SHEET 2 OF 2
			REV B		